

*The **Big** Confusion*

SCHOLARSHIPS 2016 ???

प्रमुख लक्ष्य :

1. छात्रवृत्ति के लिए पात्र समस्त विद्यार्थियों का स्वयं का आधार सीडेड बैंक एकाउंट होना।
2. छात्रवृत्ति के लिए पात्र समस्त विद्यार्थियों को ऑनलाईन/ ऑफलाईन आवेदन करने के लिए प्रोत्साहन/मार्गदर्शन एवं सहायता उपलब्ध करवाना।
3. संस्थाप्रधान, बीईईओ एवं जिला शिक्षा अधिकारी दो वर्ष के लिए स्वयं के टाईप/लेवल – 2बी डिजिटल सिग्नेचर (एनक्रिप्टिव) सरकार द्वारा अधिकृत फर्म से बनवाएं। इसे व्यक्तिगत नाम, पदनाम, संस्था के नाम सहित जारी करवाना है। अधिकृत फर्म की जानकारी जिला कलेक्टर कार्यालय के एन.आई.सी. अथवा अटल सेवा केन्द्र से ली जा सकती है। डिजिटल सिग्नेचर का मूल्य संस्था द्वारा वहन किया जाएगा।

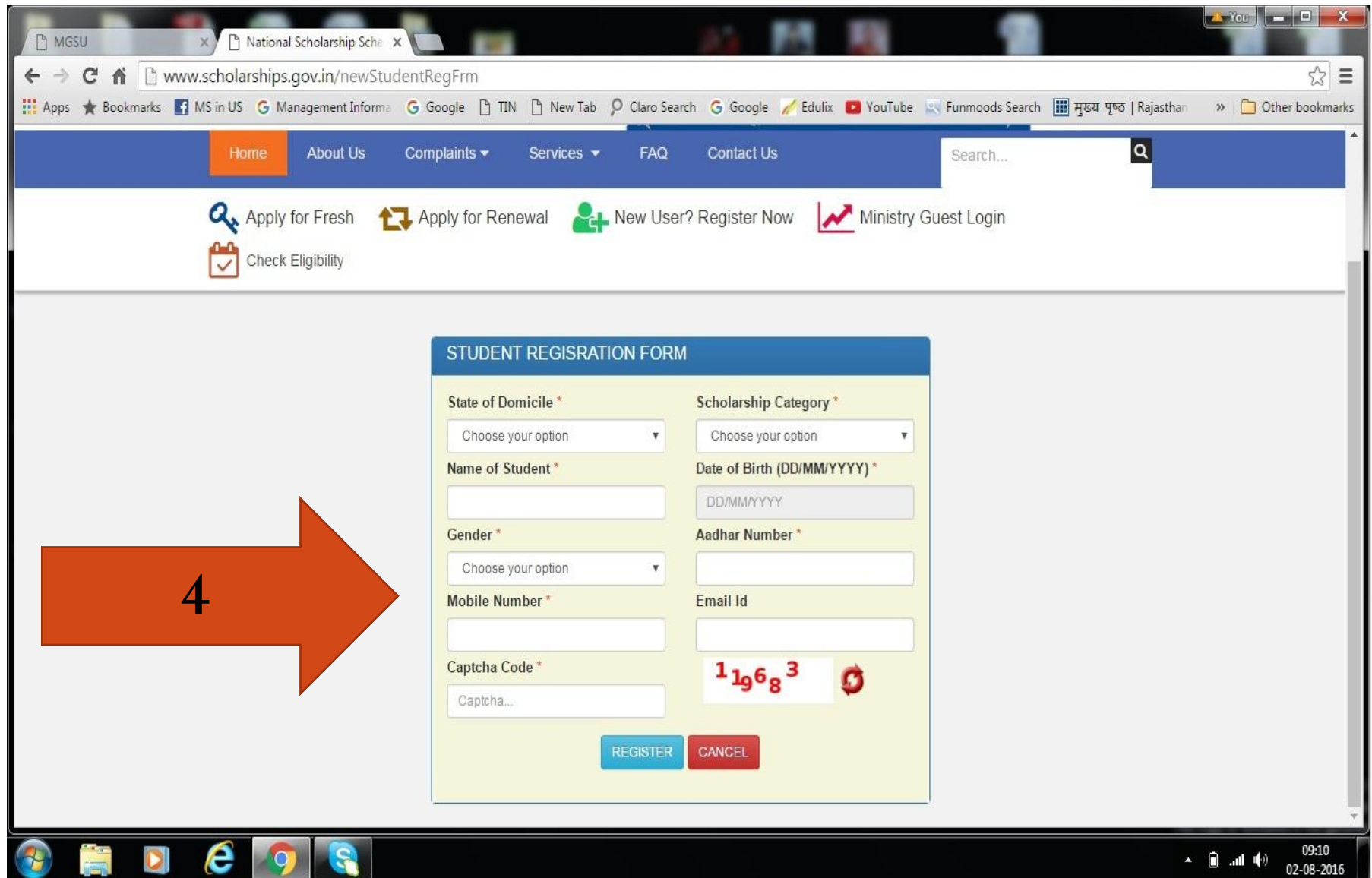
Scholarships on NSP 2.0 (2016-17)

S. N.	Name of Scholarship	State Nodal
1	Pre Matric Scholarship Scheme for Minorities (class I to X)	DSE Bikaner
2	Pre Matric Scholarship for SC students (class IX and X)	DSE Bikaner
3	Umbrella Scheme for Education of ST Children – Pre-Metric Scholarship (class IX and X) for ST Students	DSE Bikaner
4	Pre Matric Scholarship to the children of those engaged in occupations involving cleaning and prone to health hazards.	DSE Bikaner
5	NSIGSE (National Scheme of Incentive for Girls in Secondary Education)	DSE Bikaner
6	NMMSS (National Means cum Merit Scholarship)	SIERT Udaipur

- 1 सर्वप्रथम www.scholarship.gov.in पर जाएं
- 2 National Scholarship Portal 2.0 का होम पेज खुलेगा
- 3 विद्यार्थी संस्थाप्रधान/माता-पिता की सहायता से New User ? Register Now पर

The screenshot shows the National Scholarship Portal 2.0 homepage. The browser address bar displays www.scholarships.gov.in, with a red arrow labeled '1' pointing to it. The page header includes the portal's name, 'Department of Electronics & Information Technology, Ministry of Communications & IT, Govt. of India', and the 'Digital India' logo. A navigation menu contains 'Home', 'About Us', 'Complaints', 'Services', 'FAQ', and 'Contact Us'. Below the menu, there are links for 'Apply for Fresh', 'Apply for Renewal', 'New User? Register Now', 'Ministry Guest Login', and 'Check Eligibility'. A central dashboard displays four statistics: 'Ministries Departments/Councils' (16), 'Registered Schemes' (77), 'Registered Universities/Boards/Institutions' (1617084), and 'Total Registrations' (Fresh: 37612, Renewal: 5489011). A red arrow labeled '3' points to the 'Registered Schemes' and 'Registered Universities/Boards/Institutions' sections. A red box labeled '2' highlights the navigation menu. At the bottom, there is a 'Latest News' section with a link to 'Student Login (Click Here)' and a 'Dashboard' section with a 'State Wise Quota' chart. The chart shows 'Quota Allotted' (green line) and 'Received Against Quota' (pink line) across various states. The system tray at the bottom shows the date and time as 09:08 on 02-08-2016.

4. विद्यार्थी के लिए STUDENT REGISTRATION FORM खुलेगा



The screenshot displays the National Scholarship Scheme website interface. The browser address bar shows the URL www.scholarships.gov.in/newStudentRegFrm. The navigation menu includes links for Home, About Us, Complaints, Services, FAQ, and Contact Us. Below the menu, there are several action buttons: Apply for Fresh, Apply for Renewal, New User? Register Now, Ministry Guest Login, and Check Eligibility. The main content area features a 'STUDENT REGISTRATION FORM' with the following fields:

- State of Domicile * (Dropdown menu: Choose your option)
- Scholarship Category * (Dropdown menu: Choose your option)
- Name of Student * (Text input field)
- Date of Birth (DD/MM/YYYY) * (Text input field with format DD/MM/YYYY)
- Gender * (Dropdown menu: Choose your option)
- Aadhar Number * (Text input field)
- Mobile Number * (Text input field)
- Email Id (Text input field)
- Captcha Code * (Text input field with a captcha image showing '119683')

At the bottom of the form, there are two buttons: REGISTER and CANCEL. A large orange arrow with the number '4' points to the form, indicating the step number.

5. वांछित जानकारी भरें ★ तारांकित सूचनाएं मेन्डेटरी हैं इन्हें भरे बिना आप आगे नहीं बढ़ पाएंगे निर्देशानुसार कैप्चा टाईप करें तथा **REGISTER** पर क्लिक करें

The screenshot shows a web browser window with the URL www.scholarships.gov.in/newStudentRegFrm. The page features a navigation menu with links for Home, About Us, Complaints, Services, FAQ, and Contact Us. Below the menu, there are several action buttons: Apply for Fresh, Apply for Renewal, New User? Register Now, Ministry Guest Login, and Check Eligibility. The main content area displays the 'STUDENT REGISTRATION FORM' with the following fields:

State of Domicile *	Scholarship Category *
RAJASTHAN	Pre Matric
Name of Student *	Date of Birth (DD/MM/YYYY) *
SANJAY SENGAR	28/03/1963
Gender *	Aadhar Number *
Male	765210065956
Mobile Number *	Email Id
9414324303	
Captcha Code *	
119683	1 1968 3

At the bottom of the form, there are two buttons: 'REGISTER' (blue) and 'CANCEL' (red). A large red arrow with the number '5' points to the 'REGISTER' button.

6. REGISTER पर क्लिक करते ही नई विन्डो खुलेगी और STUDENT REGISTRATION ID नजर आएगी। यह 2 letters तथा 15 digits से बनी होगी इसे विद्यार्थी को लिख कर रख लेना है इस वर्ष तथा आगे के वर्षों में यही यूजर आई.डी. के रूप में पोर्टल पर काम आएगी।
7. साथ ही यह भी नजर आएगा कि पासवर्ड आपके मोबाईल नंबर पर भेजा जा रहा है।
8. CONTINUE पर क्लिक करें।

The screenshot shows the National Scholarship Portal interface. At the top, the browser address bar displays 'www.scholarships.gov.in/studentRegistration.action'. The page header includes the portal's name, 'National Scholarship Portal', and the department details: 'Department of Electronics & Information Technology, Ministry of Communications & IT, Govt. of India'. A navigation menu contains links for Home, About Us, Complaints, Services, FAQ, and Contact Us. Below the menu, there are several service links: 'Apply for Fresh', 'Apply for Renewal', 'New User? Register Now', and 'Ministry Guest Login'. A 'Check Eligibility' link is also present.

The main content area displays a green confirmation message: 'STUDENT REGISTERED SUCCESSFULLY ✓'. Below this, the 'STUDENT REGISTRATION ID' is shown as 'RJ201617000133587'. A note below the ID states: '* Kindly Note it down for future Reference. This will serve as your login id and password sent at your registered mobile number'. At the bottom of the message box, there are two buttons: 'CONTINUE' and 'CLOSE'.

Three red arrows with numbers are overlaid on the image to highlight specific elements:

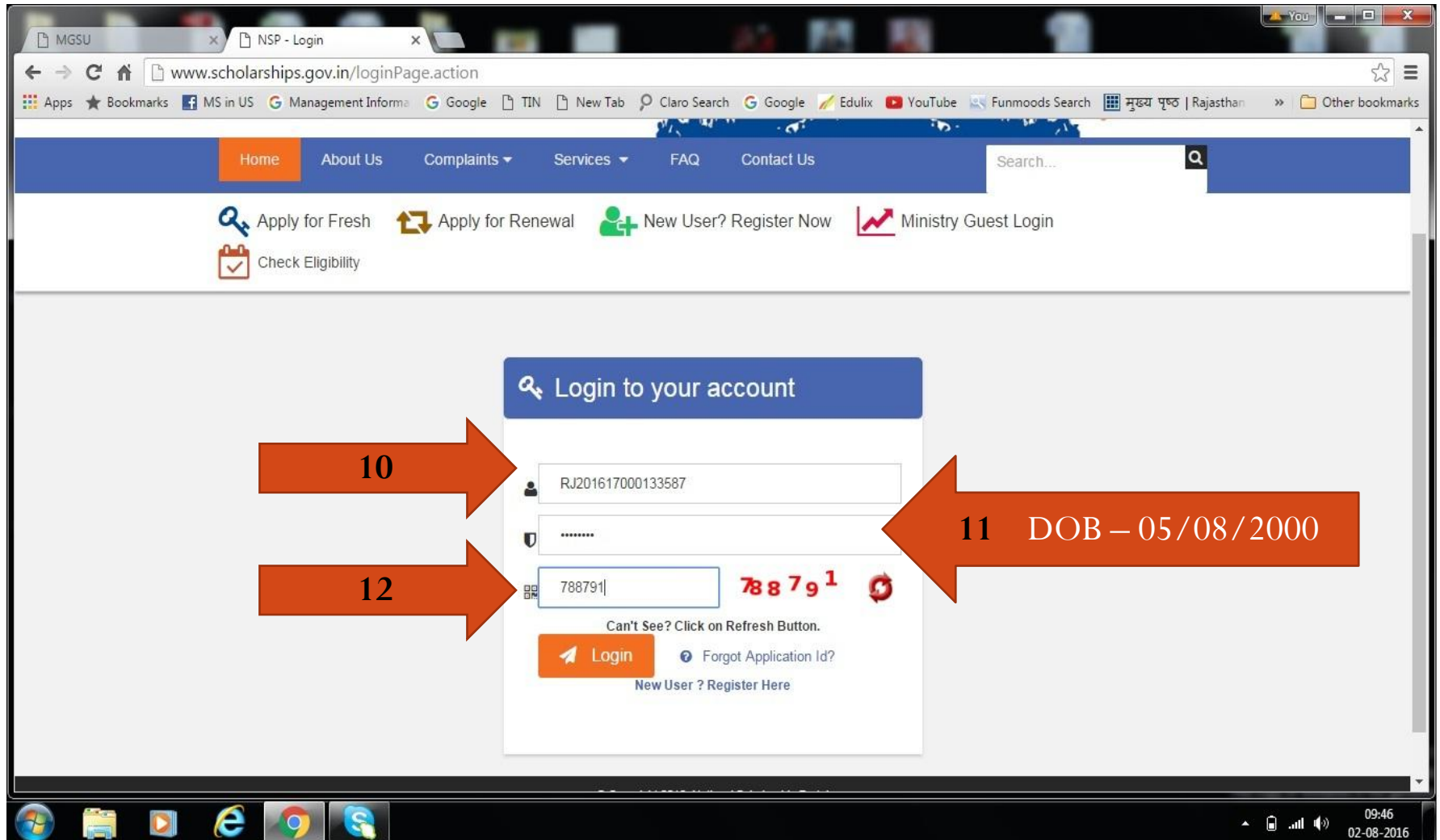
- Arrow 6 points to the 'STUDENT REGISTRATION ID'.
- Arrow 7 points to the 'CONTINUE' button.
- Arrow 8 points to the 'CONTINUE' button.

The Windows taskbar at the bottom shows the system tray with the date '02-08-2016' and time '09:28'.

9. CONTINUE पर क्लिक करते ही या बाद में जब भी पोर्टल पर आएँ Apply for Fresh या Apply for Renewal को क्लिक करते ही लॉगिन विन्डो नजर आएगी

The screenshot displays the National Scholarship Portal's login interface. At the top, the portal's name and logo are visible, along with the Department of Electronics & Information Technology, Ministry of Communications & IT, Govt. of India. The navigation menu includes 'Home', 'About Us', 'Complaints', 'Services', 'FAQ', and 'Contact Us'. A search bar is located on the right side of the navigation bar. Below the navigation bar, there are several links: 'Apply for Fresh', 'Apply for Renewal', 'New User? Register Now', and 'Ministry Guest Login'. A large orange arrow points to the 'Apply for Renewal' link, with a red circle containing the number '9' below it. The main content area shows a 'Login to your account' form with fields for 'Application Id...', 'DOB (DD/MM/YYYY)', and 'Captcha...'. The captcha image displays the number '788791'. There is a 'Login' button and a 'Forgot Application Id?' link. The footer of the page shows the system tray with the date '02-08-2016' and time '09:43'.

10. विद्यार्थी की लॉगिन आई.डी. उसकी STUDENT REGISTRATION ID ही होगी अंकित करें
11. पासवर्ड मोबाईल पर न मिला हो तो चिंता न करें विद्यार्थी की जन्मतिथि उसका पासवर्ड है जो 10 characters में होगी DD/MM/YYYY बीच में लगे स्लैश के निशान इसमें शामिल होंगे
12. निर्देशानुसार कैप्चा के 6 डिजिट टाईप करें और Login पर क्लिक करें।



13 लॉगिन होते ही Welcome Message तथा Application ID नजर आएंगी ।

14 बाईं ओर 4 टैब हैं सबसे ऊपर वाली Application Form टैब को क्लिक करें

The screenshot displays the National Scholarship Portal interface. At the top, the browser address bar shows the URL www.scholarships.gov.in/secureLoginSuccess.action. The page header includes the date and time: Monday, 02 June, 2016 | 01:46 PM, and navigation links for 'Skip to main content', 'Screen Reader Access', 'Sitemap', and 'Home'. The user is identified as SANJAY SENGAR with Application ID: RJ201617000133587.

The main content area features a sidebar on the left with four tabs: 'Application Form', 'Check Your Status', 'Print Your Application', and 'Logout'. A large orange arrow labeled '14' points to the 'Application Form' tab. The main content area displays a 'Welcome, SANJAY SENGAR' message with the Application ID: RJ201617000133587. A large orange arrow labeled '13' points to this welcome message. To the right of the message, the status 'Under Process' is displayed with a green checkmark icon.

15. समस्त चाही गई जानकारीयां सोच समझ कर भरे।

यहां तीन प्रकार की जानकारीयां चाही गई हैं –

Registration Details

Academic Details

Basic Details

★ तारांकित समस्त जानकारीयां **Mandatory** हैं इनको दिए बिना आप यह **Application Form** नहीं भर पाएंगे।

Now click –
Save & Continue

The screenshot shows the National Scholarship Portal registration form. The browser address bar displays 'www.scholarships.gov.in/studentRegPartOne'. The page header includes the National Scholarship Portal logo, the Department of Electronics & Information Technology, Ministry of Communications & IT, Govt. of India, and the Digital India Initiative logo. The user is identified as SANJAY SENGAR with Application ID: RJ201617000133587. The form is divided into three main sections: Registration Details, Academic Details, and Basic Details. A large orange arrow with the number '15' points to the 'Save & Continue' button at the bottom of the form.

Registration Details

State of Domicile *	RAJASTHAN	Scholarship Category *	Pre Matric
Name of Student *	SANJAY SENGAR	Date of Birth *	28/03/2000
Community/Category *	GENERAL	Gender *	Male
Fathers Name *	GULAB SINGH SENGAR	Religion *	Hindu
Mothers Name *	ARUNA RASHMI	Annual Family Income *	100000
Aadhar Number *	765210065956	Mobile Number *	9414324303
Email Id		Day Scholar/Hosteler *	Day Scholar

Academic Details

Select your Institute	Present Class/Course *	Class Start Date *	Mode of Study *
G.SR.SEC.SCHOOL. FORT SCH	IX	01/07/2016	Regular/Full Time
Previous Class/Course *	Previous Passing Year *	Previous Class(%) *	
VIII	2016	85	
Competitive Exam Qualified	Competitive Exam Year	Competitive Exam Score	
Choose your Option			
Admission Fee *	Tuition Fee *	Misc. Fee *	
10	0	840	

Basic Details

Is Orphan *	Is Disabled *	Type of Disability *	% of Disability *
No	No	Choose your option	0
Marital Status *	Parents Profession *	IFSC Code *	Bank Account Number *
Un Married	Others	SBBJ0010312	51021820987

Save & Continue

16 इस विन्डो में Contact Details, Scheme Details की जानकारीयां सावधानी से दी जानी हैं। यदि छात्रवृत्ति रु 50000 से अधिक है तो ही Upload Document करने हैं अन्यथा समस्त दस्तावेज संस्था प्रधान को जमा करवा दें वे इन्हें अपने रेकॉर्ड में सुरक्षित रखेंगे। अब SAVE & DRAFT पर क्लिक करें, ऐसा करने पर डाटा सेव हो जाएगा व बाद में लॉगिन कर संशोधन किया जा सकेगा।

17 ध्यान रखें रजिस्ट्रेशन के 15 दिन के अंदर अपना फॉर्म FINAL SUBMIT कर दें अन्यथा आपका रजिस्ट्रेशन स्वतः समाप्त हो जाएगा।

Monday, 02 June, 2016 | 01:46 PM

Skip to main content | Screen Reader Access | Sitemap | Home | A- A A+ Hindi

National Scholarship Portal
Department of Electronics & Information Technology
Ministry of Communications & IT, Govt. of India

Welcome: SANJAY SENGAR
Application ID: RJ201617000133587

Contact Details

State * RAJASTHAN District * BIKANER Block/Taluk * Bikaner

House No./Street No.etc * AASHIYANA, BH G.P.O., BIKANER Pincode * 334001

Scheme Details

SNO Select the Scheme to Apply

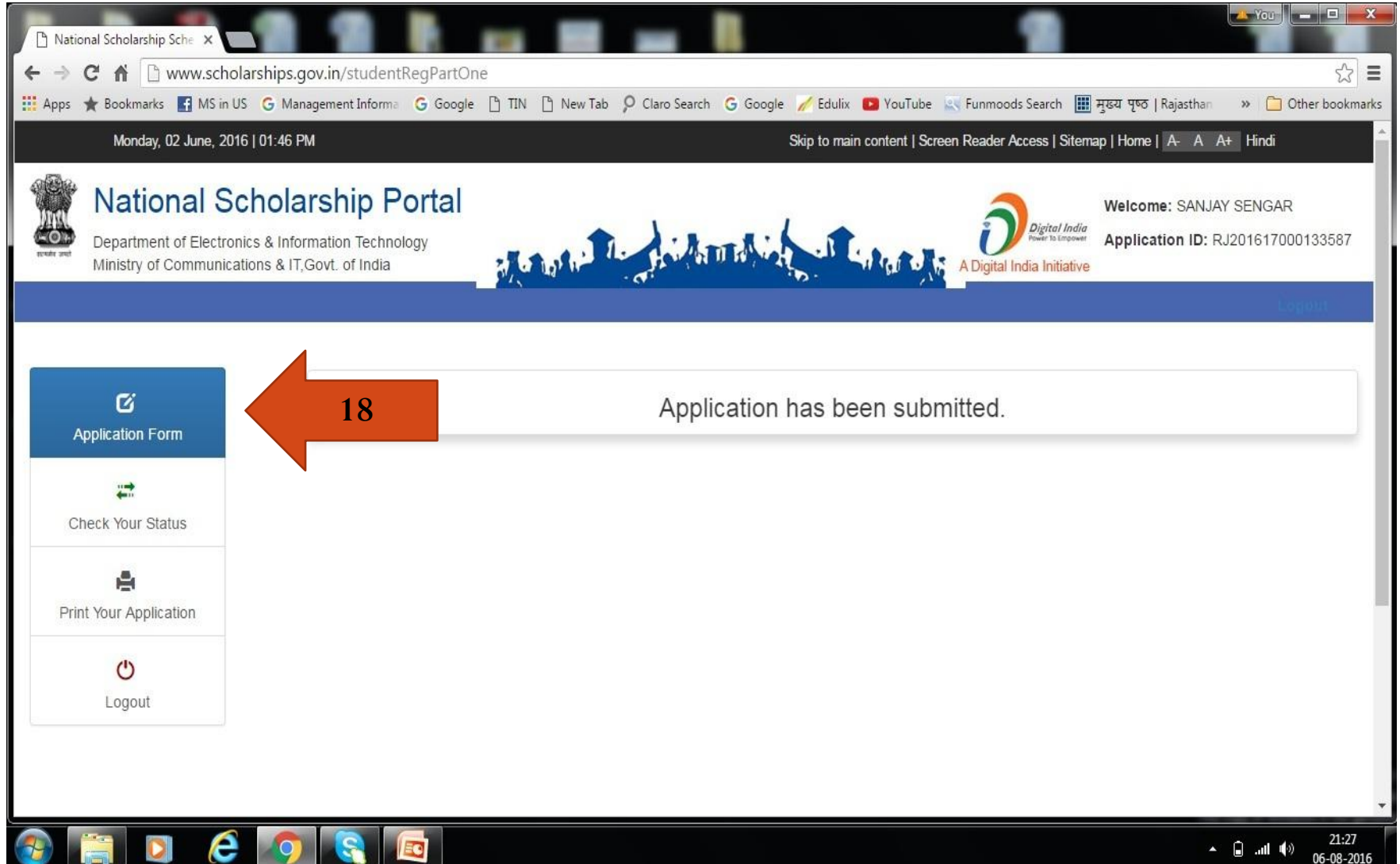
1	UMBRELLA SCHEME FOR EDUCATION OF ST STUDETS - PRE MATRIC SCHOLARSHIP (CLASS IX & X) FOR ST STUDENTS
---	---

Upload Documents

SNO.	Documents Type	View Document	Action
		SAVE AS DRAFT FINAL SUBMIT	

© Copyright 2016, National Scholarship Portal

18 FINAL SUBMIT के बाद यह विन्डो दिखाई देगी। या फिर बाद में कभी भी लॉगिन कर Application Form वाली टैब क्लिक करने पर भी यह विन्डो नजर आएगी।



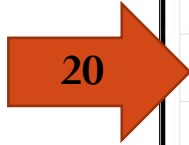
The screenshot displays the National Scholarship Portal interface. At the top, the browser address bar shows the URL www.scholarships.gov.in/studentRegPartOne. The page header includes the date and time: Monday, 02 June, 2016 | 01:46 PM, and navigation links such as Skip to main content, Screen Reader Access, Sitemap, and Home. The main header features the National Scholarship Portal logo, the Department of Electronics & Information Technology, Ministry of Communications & IT, Govt. of India, and the Digital India logo. A user greeting reads: Welcome: SANJAY SENGAR, and the Application ID is: RJ201617000133587. A central message box states: Application has been submitted. A red arrow labeled '18' points to the 'Application Form' button in the left sidebar menu. The sidebar menu includes: Application Form, Check Your Status, Print Your Application, and Logout. The Windows taskbar at the bottom shows the time as 21:27 on 06-08-2016.

19 Check Your Status टैब को क्लिक करने पर यह विन्डो नजर आएगी ।

The screenshot displays the National Scholarship Portal interface. The browser address bar shows the URL www.scholarships.gov.in/checkApplicationStatus. The page header includes the date and time: Monday, 02 June, 2016 | 01:46 PM, and navigation links such as Skip to main content, Screen Reader Access, Sitemap, Home, and language options (A-, A, A+, Hindi). The main header features the National Scholarship Portal logo, the Department of Electronics & Information Technology, Ministry of Communications & IT, Govt. of India, and the Digital India logo with the tagline 'Power To Empower'. A user welcome message reads 'Welcome: SANJAY SENGAR' and the Application ID is 'RJ201617000133587'. A blue navigation bar contains a 'Logout' link. The main content area shows a message: 'Application Under Process for Verification at Institute Level'. On the left, a vertical menu contains four options: 'Application Form', 'Check Your Status', 'Print Your Application', and 'Logout'. A large red arrow points to the 'Check Your Status' option, with the number '19' written inside the arrow.

20. Print Your Application टैब पर क्लिक करने पर विद्यार्थी द्वारा भरा गया फॉर्म नजर आएगा।

21. Print टैब क्लिक कर अपने आवेदन पत्र के दो प्रिन्ट लेवें एक अपने पास रखें तथा दूसरा प्रिन्ट अपने विद्यालय के प्रधानाचार्य जी को समस्त आवश्यक दस्तावेजों सहित



www.scholarships.gov.in/

www.scholarships.gov.in/studentRegPartThree.action

Monday, 02 June, 2016 | 01:46 PM

Skip to main content | Screen Reader Access | Sitemap | Home | A- A+ Hindi

National Scholarship Portal
Department of Electronics & Information Technology
Ministry of Communications & IT, Govt. of India

Welcome: SANJAY SENGAR
Application ID: RJ201617000133587

Application Form

Check Your Status

Print Your Application

Logout

Registration Details

Application Id	RJ201617000133587		
Applied for Scheme	UMBRELLA SCHEME FOR EDUCATION OF ST STUDETS - PRE MATRIC SCHOLARSHIP (CLASS IX & X) FOR ST STUDENTS		
State of Domicile	RAJASTHAN	Scholarship Category	Pre Matric
Name of Student	SANJAY SENGAR	Date of Birth (DD/MM/YYYY)	28/03/2000
Gender	Male	Religion	Hindu
Community/Category	GENERAL	Fathers Name	GULAB SINGH SENGAR
Mothers Name	ARUNA RASHMI	Annual Family Income	100000
Aadhar Number	765210065956	Mobile Number	9414324303
Email Id		Day Scholar/Hosteler	Day Scholar

Academic Details

Present Institute	G.SR.SEC.SCHOOL. FORT SCHOOL		
Present Class/Course	IX	Class Start Date	01/07/2016
Mode of Study	Regular/Full Time	Previous Class/Course Name	VIII
Previous Passing Year	2016	Previous Class(%)	85

Basic Details

Is Orphan	NO	Is Disabled	NO
Type of Disability	-	Percentage of Disability	-
Marital Status	Un Married	Parents Profession	Others
IFSC Code	SBBJ0010312	Bank Account Number	51021820987

Contact Details

State	RAJASTHAN	District	BIKANER
Block	Bikaner		
House No./Street No.etc	AASHIYANA, BH G.P.O., BIKANER	Pin Code	334001

Print

© Copyright 2016, National Scholarship Portal

22 NSP 2.0 के होम पेज पर Institute Login का Tab अब आ गया है। संस्थाप्रधान अपने विद्यालय के लॉगिन आईडी पासवर्ड की सहायता से लॉगिन कर ऑनलाईन प्राप्त समस्त आवेदन पत्रों की पात्रता को भली भांति जांच कर तथा Verified कर अपने DEO को अग्रेषित करेंगे।

23 दिनांक 07.08.2016 प्रातः 06:51 बजे तक राजस्थान में कुल रजिस्ट्रेशन मात्र 16295 विद्यार्थियों द्वारा करवाए गए हैं। कार्य को गति देने में संस्थाप्रधान उत्प्रेरक का कार्य करें ऐसी अपेक्षा है।

The screenshot displays the NSP 2.0 website interface. The browser address bar shows 'scholarships.gov.in/index'. The navigation menu includes 'Home', 'About Us', 'Complaints', 'Services', 'FAQ', and 'Contact Us'. Below the menu, there are links for 'Apply for Fresh', 'Apply for Renewal', 'New User? Register Now', 'Ministry Guest Login', and 'Check Eligibility'. The main content area features four large tiles: 'Ministries Departments/Councils' (16), 'Registered Schemes' (77), 'Registered Universities/Boards/Institutions' (1617084), and 'Total Registrations' (Fresh: 300484, Renewal: 5489011). A 'Helpdesk' section provides contact information for technical problems (0120-6619540) and an 'Institute Login' button. A 'Dashboard' section contains a 'State Wise Registration' bar chart. The chart shows registrations across various states, with a callout for RAJASTHAN showing 16,295 registrations. A red arrow labeled '22' points to the 'Institute Login' button, and another red arrow labeled '23' points to the RAJASTHAN registration data in the chart. The system tray at the bottom shows the date and time as 07-08-2016, 06:51.

Category	Count
Ministries Departments/Councils	16
Registered Schemes	77
Registered Universities/Boards/Institutions	1617084
Total Registrations (Fresh)	300484
Total Registrations (Renewal)	5489011
RAJASTHAN Registrations	16,295

24 अभी चूंकि Institute Login Tab प्रारम्भ ही किया गया है अतः इस पर क्लिक करने से यह मैसेज विंडो नजर आती है। धैर्य रखें जो काम नहीं हो पा रहा है उसे छोड़ें जो हो पा रहा है वह करावें। शत-प्रतिशत STUDENT REGISTRATION करवाएं विद्यार्थियों को प्रोत्साहित करें।

25 इस वर्ष पात्रता के दायरे में आने के लिए छात्रवृत्ति विशेष की समस्त शर्तों के साथ साथ विद्यार्थी का आधार सीडेड बैंक खाता अनिवार्य **MANDATORY** है। अतः विद्यालय के समस्त



Scholarships on ROSE 2.0 (2016-17)

S. N.	Name of Scholarship	Agency
1	Post Matric Scholarship for SC students (class XI and XII)	SJ&ED Jaipur
2	Post Matric Scholarship for ST students (class XI and XII)	SJ&ED Jaipur
3	Post Metric Scholarship for SBC Students (class XI and XII)	SJ&ED Jaipur
4	Post Matric Scholarship for OBC students (class XI and XII)	SJ&ED Jaipur
5	Post Matric Scholarship for EBC students (class XI and XII)	SJ&ED Jaipur

1. कक्षा 11 एवं 12 के लिए वर्ष 2016-17 में समस्त प्रकार की उत्तर मैट्रिक छात्रवृत्तियों के आवेदन पत्र सामाजिक न्याय एवं अधिकारिता विभाग के पोर्टल **rajpms.nic.in** पर ऑनलाईन भरे जाएंगे।
2. सामाजिक न्याय एवं अधिकारिता विभाग के पत्र दिनांक 20.07.2016 के निर्देश बिंदु संख्या 2 के

Welcome to State Scholar x

rajpms.nic.in/default.aspx

Apps Bookmarks MS in US Management Informa Google TIN New Tab Claro Search Google Edulix YouTube Funmoods Search मुख्य पृष्ठ | Rajasthan Other bookmarks

सामाजिक न्याय एवं अधिकारिता विभाग
Social Justice & Empowerment Department
Government of Rajasthan

Rajasthan Online Scholarship System
ROSE 2.0

My Home || You: || Login ||

IMPORTANT : Please Update Your UID (AADHAR Number) and BID (Bhamashah ID) on portal. Institutes can also Update UID and BID of their Students.

विशेष सूचना :-(क) शैक्षणिक संस्थाओं के स्तर पर वर्ष 2015-16 के लिए प्राप्त आवेदन पत्रों को संबंधित स्वीकृतिकर्ता अधिकारी को अद्योषित किए जाने की प्रक्रिया प्रारम्भ कर दी गई है, (By Clicking over "Digital Signature" Button for each proposal)। सभी शिक्षण संस्थाओं द्वारा इस कार्य को दिनांक 10 अगस्त, 2016 तक आवश्यक रूप से पूर्ण कर लेना है अन्यथा उनकी विरुद्ध विद्यार्थियों के हितों को रोकने संबंधी धाराओं के तहत नियमानुसार कार्यवाही प्रारम्भ की जा सकती है।
(ख) राज्य एवं राज्य के बाहर अध्ययनरत विद्यार्थियों द्वारा वर्ष 2015-16 शैक्षणिक सत्र के लिए ऑनलाईन आवेदन पत्र करने की अन्तिम तिथि समाप्त हो चुकी है। अब वर्ष 2015-16 तक के शैक्षणिक सत्र हेतु आवेदन प्रस्तुत नहीं किए जा सकते हैं।

Shri Arun Chaturvedi
Minister, SJED

Smt. Vasundhara Raje
Hon'ble Chief Minister

Welcome to the integrated e-Governance Portal for the automation & effective management of processes related to application receipt, sanction and disbursement of various scholarships schemes to Students of Rajasthan. This initiative is aimed to facilitate faster and efficient disposal of scholarship applications and timely payment of the scholarships to the students directly

Student Corner

Know Your Institute Code

Know Your Course Code

Declaration for Aadhar/Bhamashah

Search Application

Student Profile & Status

Registred University & Course

Scholarships Offline (2016-17)

S. N.	Name of Scholarship	Agency
1	Pre Matric Scholarship for SC students (class VI to VIII)	DSE Bikaner
2	Pre Matric Scholarship for ST students (class VI to VIII)	DSE Bikaner
3	Pre Metric Scholarship for SBC Students (class VI to X)	DSE Bikaner
4	Pre Matric Scholarship for OBC students (class VI to X)	DSE Bikaner
5	All other Pre Matric Scholarships (State Sponsored Schemes)	DSE Bikaner

समस्त संस्थाप्रधानों से अपेक्षा है कि वे shiksha.rajasthan.gov.in विभागीय वैबसाईट की **Scholarship Tab** पर रोजाना जाने की आदत बनावें। यहां आपको छात्रवृत्ति सम्बन्धी समस्त Updates प्राप्त होती रहेंगी।

Department of Education
Government of Rajasthan

Home Departments Budget Tenders RTI Gallery Scholarships Contact Us Archive

Hon'ble Chief Minister Rajasthan
Smt. Vasundhara Raje

Hon'ble Education Minister Rajasthan
Prof. Vasudev Devnani

Quick Links

- NEW Online Counselling
- NEW DPC-JULY-2016
- अध्यापक भर्ती-2016[लेवल-1 व लेवल-2]
- शिविरा पंचांग

Help Us Change the Way We Educate India

Submit an Innovative Project Proposal & Win a Chance to Become an Educational Transformer

Are You Passionate About India's Education System?
Do You Dream of Delivering Change?
Do You Have an Idea That Can Transform Education?
Are You Ready to Implement Your Idea?

Latest News

- नियुक्ति हेतु मण्डल आवंटन करने बाबत विकल्प पत्र।
- NEW PTI-Grade III भर्ती वर्ष 2013 में RPSC,अजमेर द्वारा जॉब उपरान्त भिजवाए गए अभ्यर्थियों के आवेदन पत्रों को नियुक्ति हेतु जिला आवंटन करने बाबत विकल्प पत्र।
- NEW प्रधानाचार्य रिव्यू डीपीसी 2016-17 में पदोन्नती होने पर पदस्थापन आदेश।
- NEW SC,ST,SBC छात्रवृत्ति चयन परीक्षा 2016 का परीक्षा परिणाम
- NEW

Important Links

- NEW प्रारिभक शिक्षा के अधिशेष व माध्यमिक शिक्षा से वापिस लौटाये गये अध्यापकों की मिश्रित सूची व रिक्तियां जिनकी काऊंसलिंग की जा रही है।
- NEW

View More

THANK YOU

